

**Natural Energy Laboratory of Hawaii Authority  
Hawaii Ocean Science and Technology Park  
OUTFALL SSW-Midpoint**

**Chronic Biomonitoring Report**

**98984**

*Americamysis bahia*  
*Menidia beryllina*

**December 18, 2025**

Approved by: Joshua Reed  
Lab director

*Eurofins Environment Testing Bio-Aquatics ♦ 2501 Mayes Rd. Ste. 100 ♦ Carrollton, Texas ♦ 75006*

## TABLE OF CONTENTS

TOXICITY TEST REPORT	3
SURVIVAL TEST SUMMARY	6
STATISTICAL & CHEMICAL ANALYSIS	Appendix A
REFERENCE TOXICANTS	Appendix B
LITERATURE REFERENCES	Appendix C
CHAIN-OF-CUSTODY SHEETS	Appendix D
REGULATORY AGENCY TABLES	Appendix E

**Unless otherwise noted in the body of the report, all data reported in this document are in compliance with TNI standards and apply only to the samples referenced within. This report document may not be edited or reproduced in part or in full by any other entity, unless Eurofins Environment Testing Bio-Aquatics issues written approval.**

**\*HAND-WRITTEN RAW DATA TABLES ARE AVAILABLE UPON REQUEST**

# Eurofins Environment Testing Bio-Aquatics

2501 Mayes Road, Suite 100  
Carrollton, Texas 75006  
Tel: (972) 242-7750  
Fax: (972) 242-7749

## TOXICITY TEST REPORT - Chronic

Client: Natural Energy Laboratory of Hawaii Authority  
Facility: Hawaii Ocean Science and Technology Park  
Permit No. N/A

Sample: SSW-Midpoint  
Laboratory Number: 98984  
Date: December 18, 2025

*Americamysis bahia* **passed** survival and growth testing requirements. *Menidia beryllina* **passed** survival and growth testing requirements.

**SAMPLE COLLECTION:** A grab effluent sample from the Natural Energy Laboratory of Hawaii Authority, Hawaii Ocean Science and Technology Park, was transported to by Eurofins Environment Testing Bio-Aquatics on December 18, 2025. The effluent sample was collected from the SSW-Midpoint by facility personnel.

The effluent sample was analyzed for total residual chlorine using the Hanna Ion Specific Meter #711 and contained <0.10 mg/L. Effluent and laboratory dilution water pH, temperature, salinity, and dissolved oxygen data were collected daily.

**TEST PROCEDURES:**  
*Americamysis bahia*

**EPA METHOD:** 1007

The seven-day Chronic *Americamysis bahia* survival and growth test was initiated at 16:35 hours on December 18, 2025. One effluent concentration of 100% effluent was prepared utilizing synthetic water as dilution water. The test was set up with 266mL plastic cups containing 200mL of test solution or control dilution water. Each concentration consisted of five replicate cups with five organisms each, giving a total of 25 (twenty-five) per treatment. The control was run concurrently with the test. Test organisms were 7-day old laboratory cultured juveniles. Juveniles were randomly introduced into test solutions and controls. The number of surviving organisms, and water quality parameters in the old test solutions, were recorded after each 24-hour period. Water quality parameters were again measured after the test was renewed with fresh solutions. Surviving organisms in each test chamber were fed freshly hatched brine shrimp two times per day. The test proceeded for seven days.

At the end of the test, all organisms were sacrificed, dried, and weighed. The test ended at 14:40 hours on December 25, 2025. Survival and growth (weight) data were statistically ( $p=0.05$ ) analyzed according to EPA procedures to determine the Lowest Observable Effect Concentration (LOEC) and the No Observable Effect Concentration (NOEC).

## SURVIVAL:

### *Americamysis bahia*

The Equal and Unequal variance t-test performed on survival test data demonstrated no statistically significant differences between the control and any of the effluent concentrations tested.

**LOEC: Not Calculable (Q)**

**NOEC: 100%**

## GROWTH:

### *Americamysis bahia*

The *Americamysis bahia* growth data were normally distributed at the alpha level of 0.01 (13.277) using the Chi-square test for normality. Growth data were shown to be homogeneous using Bartlett's test at the alpha level of 0.01 (15.09) without data transformations. Using the Equal and Unequal variance t-test on *Americamysis bahia* growth data demonstrated no statistically significant differences between the control and any of the effluent concentrations tested.

**LOEC: Not Calculable (Q)**

**NOEC: 100%**

## TEST PROCEDURES:

### *Menidia beryllina*

#### EPA METHOD: 1006

The seven-day Chronic *Menidia beryllina* survival and growth test was initiated at 16:10 hours on December 18, 2025. One effluent concentration of 100% effluent was prepared utilizing synthetic water as dilution water. The test was set up with 650mL plastic cups containing 600mL of test solution as test chambers. The test organisms were initiated in synthetic lab water 24 hours before the test began. Each concentration consisted of three replicate chambers containing eight laboratory-cultured larvae each, giving a total of 24 (twenty-four) per treatment. The control was run concurrently with the test. Test organisms were laboratory cultured *Menidia beryllina* between seven and eleven days old. Juveniles were randomly introduced into test solutions and controls. The number of surviving juveniles, and water quality parameters in the old test solutions were recorded after each 24-hour period. Water quality parameters were again measured after the test was renewed with fresh solutions. Surviving organisms in each test chamber were fed freshly hatched brine shrimp two times per day. The test proceeded for seven days.

At the end of the test, all organisms were sacrificed, dried, and weighed. The test ended at 14:50 hours on December 25, 2025. Survival and growth (weight) were statistically ( $p=0.05$ ) analyzed according to EPA procedures to determine the Lowest Observable Effect Concentration (LOEC) and the No Observable Effect Concentration (NOEC).

#### SURVIVAL:

*Menidia beryllina*

The Equal and Unequal variance t-test performed on *Menidia beryllina* survival data demonstrated no statistically significant differences between the control and any of the effluent concentrations tested.

**LOEC: Not Calculable (Q)**

**NOEC: 100%**

#### GROWTH:

*Menidia beryllina*

The *Menidia beryllina* growth data were normally distributed at the alpha level of 0.01 (0.900) using Shapiro Wilk's test for normality. Growth data were shown to be homogeneous using Bartlett's test at the alpha level of 0.01 (15.09) without data transformations. Using the Equal and Unequal variance t-test on *Menidia beryllina* growth data demonstrated no statistically significant differences between the control and any of the effluent concentrations tested.

**LOEC: Not Calculable (Q)**

**NOEC: 100%**

## Eurofins Environment Testing Bio-Aquatics

## TOXICITY TEST

Chronic *Americamysis bahia*Client: Natural Energy Laboratory of Hawaii Hawaii Ocean Science and Technology Park

Lab ID: 98984

Permit Number: N/A

Test Temperature (oC): 25 ± 1

Sample Type: Grab

Outfall Name: SSW-Midpoint

Photo Period: 16 Hours Light  
8 Hours Dark

Receiving Water Name:

Begin Date: 12/18/2025

Test Start Time: 16:35

Test End Time: 14:40

End Date: 12/25/2025

## SURVIVAL

Effluent Con. %	Number of Alive								Avg% Surv.	
	12/18	12/19	12/20	12/21	12/22	12/23	12/24	12/25		
Control	A	5	5	5	5	5	5	5	5	100.0%
	B	5	5	5	5	5	5	5	5	
	C	5	5	5	5	5	5	5	5	
	D	5	5	5	5	5	5	5	5	
	E	5	5	5	5	5	5	5	5	
100	A	5	5	5	5	5	5	5	5	100.0%
	B	5	5	5	5	5	5	5	5	
	C	5	5	5	5	5	5	5	5	
	D	5	5	5	5	5	5	5	5	
	E	5	5	5	5	5	5	5	5	
	A									
	B									
	C									
	D									
	E									
	A									
	B									
	C									
	D									
	E									

# Eurofins Environment Testing Bio-Aquatics

Effluent Con. %	Number Of Alive								Avg% Surv.
	12/18	12/19	12/20	12/21	12/22	12/23	12/24	12/25	
A									
B									
C									
D									
E									

A									
B									
C									
D									
E									

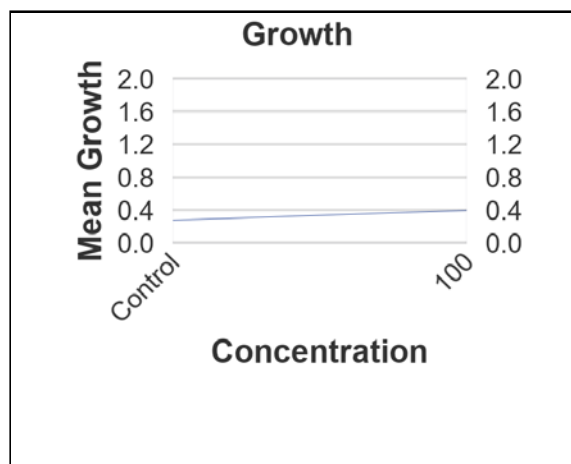
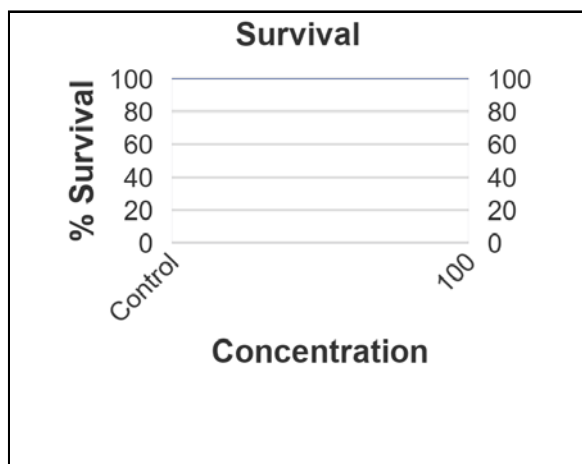
  

A									
B									
C									
D									
E									

A									
B									
C									
D									
E									

## Concentration Response Relationships



## Eurofins Environment Testing Bio-Aquatics

Chronic

Americamysis bahia SURVIVAL

Lab ID: 98984

Client: Natural Energy Laboratory of Hawaii Facility: Hawaii Ocean Science and Technology

Outfall: SSW-  
Sample Type Grab

## TEST INSTRUCTIONS:

Mysid test is Abbreviated Reps (only need 5 NOT 8) Menidia is 3 reps of 8

Culture No. : M-25.345

Photo Period: 16hr light, 8hr dark

RANDOMIZATION:

SC-5

2

Dilution:

Control

100

	DATE/TIME/ TECHNICIAN	A	B	C	D	E	A	B	C	D	E	A	B	C	D	E	A	B	C	D	E
0Hr	12-19-25 JTB35	5	---	---	---	---	5	---	---	---	---										
24Hr	12-19-25 JB 0915	5	---	---	---	---	5	---	---	---	---										
48Hr	12-20-25 1126 03	5	---	---	---	---	5	---	---	---	---										
72Hr	12-21-25 CAP1010	5	---	---	---	---	5	---	---	---	---										
96Hr	12-22-25 CEC1605	5	---	---	---	---	5	---	---	---	---										
5 days	12-23-25 S1520	5	---	---	---	---	5	---	---	---	---										
6 days	12-24-25 1835 M	5	---	---	---	---	5	---	---	---	---										
7 days	12-25-25 S1440	5	---	---	---	---	5	---	---	---	---										

Dilution:

	A	B	C	D	E	A	B	C	D	E	A	B	C	D	E	A	B	C	D	E
0Hr																				
24Hr																				
48Hr																				
72Hr																				
96Hr																				
5 days																				
6 days																				
7 days																				

Lined through spaces preceded by a number represent the same number. Lined spaces without a preceding number indicate unused or not applicable spaces.

## Eurofins Environment Testing Bio-Aquatics

Chronic

Americamysis bahia SURVIVAL

Lab ID: 98984

Client: Natural Energy Laboratory of Hawaii Facility: Hawaii Ocean Science and TechnologyOutfall: SSW-  
Sample Type Grab

TEST INSTRUCTIONS: Mysid test is Abbreviated Reps (only need 5 NOT 8) Menidia is 3 reps of 8

## Test Temperatures

	0Hr	24Hr		48Hr		72Hr		96Hr		5 days		6 days		7 days
	new	old / new		old / new		old / new		old / new		old / new		old / new		old
Control	25.2	25.7	25.8	25.8	25.2	25.8	25.1	25.5	25.8	25.2	25.2	25.7	25.0	25.1
100														
TIME/DATE TECH	12-18-25 1630	12-19-25 86	12-19-25 0915	12-20-25 1126	12-20-25 6J	12-21-25 CAP	12-21-25 1010	12-22-25 CCC 1605		12-23-25 1520		12-24-25 0839	12-24-25 TM	12-25-25 5440
IR GUN ID #	03	013		013		013		013		013		013		03

Lined through spaces preceded by a number represent the same number. Lined spaces without a preceding number indicate unused or not applicable spaces.

**Chronic *Americamysis bahia***Client: Natural Energy Laboratory of Hawaii Ocean Science and Technology Park

Lab ID: 98984

Permit Number: N/A

Sample Type: Grab

Outfall Name: SSW-Midpoint

Receiving Water Name:

**Synthetic****100**

	ON	SN	Wt.	Avg.	SN Avg.
A	5	5	1.69	0.338	0.338
B	5	5	1.38	0.276	0.276
C	5	5	1.05	0.210	0.210
D	5	5	1.44	0.288	0.288
E	5	5	1.39	0.278	0.278

Mean	C.V. %
0.278	16.41

SN Mean	SN C.V. %
0.278	16.4

	ON	Wt.	Avg.
A	5	2.12	0.424
B	5	1.68	0.336
C	5	2.12	0.424
D	5	1.68	0.336
E	5	2.32	0.464

Mean	C.V. %
0.397	14.58

	ON	Wt.	Avg.
A			
B			
C			
D			
E			

Mean	C.V. %

	ON	Wt.	Avg.
A			
B			
C			
D			
E			

Mean	C.V. %

	ON	Wt.	Avg.
A			
B			
C			
D			
E			

Mean	C.V. %

	ON	Wt.	Avg.
A			
B			
C			
D			
E			

Mean	C.V. %

	ON	Wt.	Avg.
A			
B			
C			
D			
E			

Mean	C.V. %

	ON	Wt.	Avg.
A			
B			
C			
D			
E			

Mean	C.V. %

\* = spilled cup

Note: ON stands for original number per replicate, while SN refers to the number surviving after test completion.

## Eurofins Environment Testing Bio-Aquatics TOXICITY TEST

Chronic

Americamysis bahia

Lab ID: 98984

Client: Natural Energy Laboratory of Hawaii - Hawaii Ocean Science and

Balance: BAL-010

Begin Date: 12/18/2025

End Date: 12/25/2025

Organism: Americamysis bahia

Analyst: JH

Date/Time placed in Oven: 12-28-25 1520

Weigh Date: 12-25-25

Date/Time removed from Oven: 12-25-25 1520

## Control

## 100 %

	Qty.	Wt.
A	5	1.69
B	1	1.38
C	1	1.05
D	1	1.44
E		1.39
F		
G		
H		

	Qty.	Wt.
A	5	2.12
B	1	0.68
C	1	2.12
D	1	1.68
E		2.32
F		
G		
H		

	Qty.	Wt.
A		
B		
C		
D		
E		
F		
G		
H		

	Qty.	Wt.
A		
B		
C		
D		
E		
F		
G		
H		

	Qty.	Wt.
A		
B		
C		
D		
E		
F		
G		
H		

	Qty.	Wt.
A		
B		
C		
D		
E		
F		
G		
H		

	Qty.	Wt.
A		
B		
C		
D		
E		
F		
G		
H		

	Qty.	Wt.
A		
B		
C		
D		
E		
F		
G		
H		

	Qty.	Wt.
A		
B		
C		
D		
E		
F		
G		
H		

Lined through spaces preceded by a number represent the same number. Lined spaces without a preceding number indicate unused or not applicable spaces.

## Eurofins Environment Testing Bio-Aquatics

Chronic *Menidia beryllina*Client: Natural Energy Laboratory of Hawaii Hawaii Ocean Science and Technology

Lab ID: 98984

Permit Number: N/A

Test Temperature (oC): 25 ± 1

Outfall Name: SSW-Midpoint

Sample Type: Grab

Photo Period: 16 Hours Light

Receiving Water Name:

8 Hours Dark

Test Start Time: 16:10

Test End Time: 14:50

Begin Date: 12/18/2025

End Date: 12/25/2025

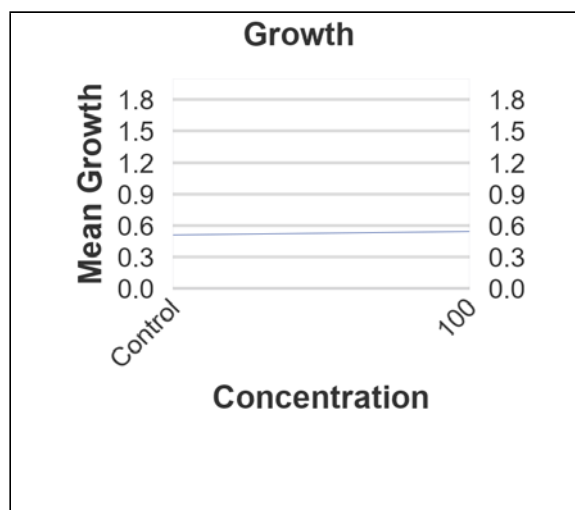
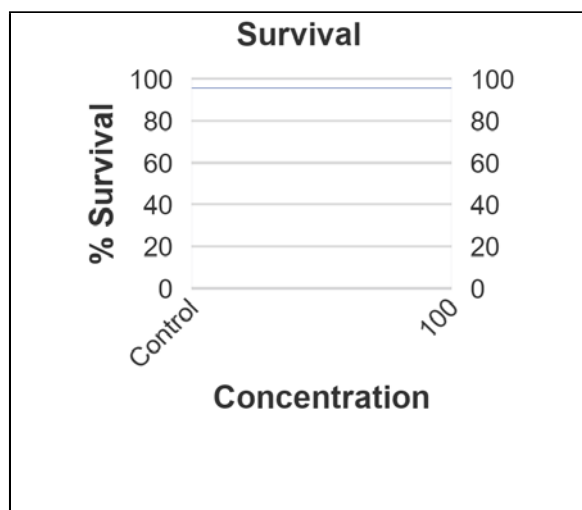
## SURVIVAL

Effluent Concentration	Number Of Alive								Avg% Surv.
	12/18	12/19	12/20	12/21	12/22	12/23	12/24	12/25	
Control	A	8	8	8	8	8	8	7	95.8%
	B	8	8	8	8	8	8	8	
	C	8	8	8	8	8	8	8	
	D								
	E								
100	A	8	8	8	8	8	8	8	95.8%
	B	8	8	8	8	8	7	7	
	C	8	8	8	8	8	8	8	
	D								
	E								
	A								
	B								
	C								
	D								
	E								
	A								
	B								
	C								
	D								
	E								

**Eurofins Environment Testing Bio-Aquatics**

Effluent Concentration	Number Of Alive								Avg% Surv.
	12/18	12/19	12/20	12/21	12/22	12/23	12/24	12/25	
	A								
	B								
	C								
	D								
	E								
	A								
	B								
	C								
	D								
	E								
	A								
	B								
	C								
	D								
	E								

**Concentration Response Relationships**



# EUROINS ENVIRONMENT TESTING BIO-AQUATICS

Chronic

Menidia beryllina SURVIVAL

Lab ID: **98984**

Client: Natural Energy Laboratory of Hawaii Facility: Hawaii Ocean Science and

Outfall: SSW-Midpoint  
Sample Type: Grab

TEST INSTRUCTIONS: Mysid test is Abbreviated Reps (only need 5 NOT 8) Menidia is 3 reps of 8

Culture No. : MA25-312

Photo Period: 16hr light, 8hr dark

RANDOMIZATION:

Dilution:		Control					100														
	DATE/TIME/ TECHNICIAN	A	B	C	D	E	A	B	C	D	E	A	B	C	D	E	A	B	C	D	E
0Hr	12-18-25 5 1616	8					8														
24Hr	12-19-25 5 0918	8					8														
48Hr	12-20-25 1130 65	8					8														
72Hr	12-21-25 CAP 1015	8					8														
96Hr	12-22-25 CCL 1610	8					8														
5 days	12-23-25 5 1510	8					8	7	8												
6 days	12-24-25 0825 TM	8					8	7	8												
7 days	12-25-25 5 1450	7	8	8			8	7	8												

Dilution:

	A	B	C	D	E	A	B	C	D	E	A	B	C	D	E	A	B	C	D	E
0Hr																				
24Hr																				
48Hr																				
72Hr																				
96Hr																				
5 days																				
6 days																				
7 days																				

Lined through spaces preceded by a number represent the same number. Lined spaces without a preceding number indicate unused or not applicable sq

# EUROINS ENVIRONMENT TESTING BIO-AQUATICS

Chronic

Menidia beryllina SURVIVAL

Lab ID: **98984**

Client: Natural Energy Laboratory of Hawaii Facility: Hawaii Ocean Science and

Outfall: SSW-Midpoint  
Sample Type: Grab

TEST INSTRUCTIONS: Mysid test is Abbreviated Reps (only need 5 NOT 8) Menidia is 3 reps of 8

## Test Temperatures

	0Hr	24Hr		48Hr		72Hr		96Hr		5 days		6 days		7 days
	new	old / new		old / new		old / new		old / new		old / new		old / new		old
Control	25.2	25.7	25.8	25.8	25.1	25.9	24.9	25.4	25.4	25.2	25.2	25.8	25.0	
100														
TIME/DATE TECH	12-19-25 1616	12-19-25 86 0918		12-20-25 1130 095		12-21-25 085 1015		12-22-25 000 1610		12-23-25 52 1510		12-24-25 0829 171		12-25-25 051426
IR GUN ID #	013	013		013		013		013		013		013		013

Lined through spaces preceded by a number represent the same number. Lined spaces without a preceding number indicate unused or not applicable spaces.

**Chronic *Menidia beryllina***Client: Natural Energy Laboratory of Hawaii Ocean Science and Technology

Lab ID: 98984

Permit Number: N/A

Sample Type: Grab

Outfall Name: SSW-Midpoint

Receiving Water Name:

**Synthetic****100**

	ON	SN	Wt.	Avg.	SN Avg.
A	8	7	4.45	0.556	0.636
B	8	8	3.65	0.456	0.456
C	8	8	4.18	0.523	0.523
D					
E					

Mean C.V. %

0.512	9.9
-------	-----

SN Mean SN C.V. %

0.538	16.9
-------	------

	ON	Wt.	Avg.
A	8	4.60	0.575
B	8	4.35	0.544
C	8	4.16	0.520
D			
E			

Mean C.V. %

0.546	5.0
-------	-----

	ON	Wt.	Avg.
A			
B			
C			
D			
E			

Mean C.V. %

--	--

	ON	Wt.	Avg.
A			
B			
C			
D			
E			

Mean C.V. %

--	--

	ON	Wt.	Avg.
A			
B			
C			
D			
E			

Mean C.V. %

--	--

	ON	Wt.	Avg.
A			
B			
C			
D			
E			

Mean C.V. %

--	--

	ON	Wt.	Avg.
A			
B			
C			
D			
E			

Mean C.V. %

--	--

	ON	Wt.	Avg.
A			
B			
C			
D			
E			

Mean C.V. %

--	--

Note: ON stands for original number per replicate, while SN refers to the number surviving after test completion.

Chronic

Menidia beryllina

Lab ID:

98984

Client: Natural Energy Laboratory of Hawaii - Hawaii Ocean Science and

Balance: BAL-010

Begin Date: 12/18/2025

End Date: 12/25/2025

Organism: Menidia beryllina

Analyst: JHDate/Time placed in Oven: 12-24-25 1520Weigh Date: 12-25-25Date/Time removed from Oven: 12-25-25 1520

## Control

	Qty.	Wt.
A	7	4.45
B	8	3.65
C	8	4.18
D		
E		

## 100 %

	Qty.	Wt.
A	8	4.60
B	7	4.35
C	8	4.16
D		
E		

	Qty.	Wt.
A		
B		
C		
D		
E		

	Qty.	Wt.
A		
B		
C		
D		
E		

	Qty.	Wt.
A		
B		
C		
D		
E		

	Qty.	Wt.
A		
B		
C		
D		
E		

	Qty.	Wt.
A		
B		
C		
D		
E		

	Qty.	Wt.
A		
B		
C		
D		
E		

	Qty.	Wt.
A		
B		
C		
D		
E		

Lined through spaces preceded by a number represent the same number. Lined spaces without a preceding number indicate unused or not applicable spaces.

## APPENDIX A

### STATISTICS SUMMARY

Both the lethal and sub-lethal endpoints were statistically calculated according to their respective EPA guidelines. The Chronic Freshwater organisms were calculated according to EPA-821-R-02-013, October 2002 Fourth Edition. The Chronic Marine and Estuarine organisms were calculated according to EPA-821-R-02-014, October 2002 Third Edition. The Acute Freshwater and Marine organisms were calculated according to EPA-821-R-02-012, October 2002 Fifth Edition. The fertilization organisms were calculated according to EPA-600-R-95-136 or EPA-600-R-12-022, dependent upon the species. Listed below are the basic principles of these guidelines. If you would like a copy of the raw statistical calculations for your test then please contact us.

The chronic and acute *Pimephales promelas* and *Menidia beryllina* survival data is analyzed using Shapiro Wilks Test and Bartlett's Test. If the data passes both tests then the data is run through ANOVA and Dunnetts (parametric). If the data fails Shapiro Wilks Test or Bartlett's Test then Steels Many One Test (non-parametric) is used. The chronic *Pimephales promelas* and *Menidia beryllina* growth data is analyzed using Shapiro Wilks Test and Bartlett's Test. If the data passes one of these tests then the data is run through ANOVA and Dunnetts. If the data fails Shipiro Wilks Test and Bartlett's Test then Steels Many One Test is used. Point estimation may also be used.

The chronic *Mysidopsis bahia* survival data is analyzed using Chi-square test and Bartlett's Test. If the data passes both tests then the data is run through ANOVA and Dunnetts. If the data fails Chi-square test or Bartlett's Test then Steels Many One Test is used. *Mysidopsis bahia* growth data is analyzed using Chi-square test and Bartlett's Test. If the data passes one of these tests then the data is run through ANOVA and Dunnetts. If the data fails Chi-square test and Bartlett's Test then Steels Many One Test is used. Point estimation may also be used.

The acute *Mysidopsis bahia* survival data is analyzed using Shapiro Wilks Test and Bartlett's Test. If the data passes both tests then the data is run through ANOVA and Dunnetts. If the data fails Shipiro Wilks Test or Bartlett's Test then Steels Many One Test is used. Point estimation may also be used.

The chronic *Ceriodaphnia dubia* survival data are analyzed using the Fisher's Exact Test. The chronic *Ceriodaphnia dubia* reproduction and are analyzed using the Chi-square test and Bartlett Test. If the data passes one of these tests then the data is run through ANOVA and Dunnetts. If the data fails Chi-square test and Bartlett's Test then Steels Many One Test is used. Point estimation may also be used.

The acute *Daphnia pulex* and *Ceriodaphnia dubia* survival data is analyzed using Shapiro Wilks Test and Bartlett's Test. If the data passes both tests then the data is run through ANOVA and Dunnetts. If the data fails Shapiro Wilks Test or Bartlett's Test then Steels Many One Test is used. Point estimation may also be used.

The fertilization data is analyzed using Shapiro Wilks Test and Bartlett's Test. If the data passes both tests then the data is run through ANOVA and Dunnetts. If the data fails Shapiro Wilks Test or Bartlett's Test then Steels Many One Test is used. Point estimation or TST methodology may also be used.

mysid growth  
File: 98984.myg Transform: NO TRANSFORMATION

Chi-square test for normality: actual and expected frequencies

INTERVAL	<-1.5	-1.5 to <-0.5	-0.5 to 0.5	>0.5 to 1.5	>1.5
EXPECTED	0.670	2.420	3.820	2.420	0.670
OBSERVED	0	3	5	2	0

Calculated Chi-Square goodness of fit test statistic = 1.9164  
Table Chi-Square value (alpha = 0.01) = 13.277

Data PASS normality test. Continue analysis.

mysid growth  
File: 98984.myg Transform: NO TRANSFORMATION

Bartlett's test for homogeneity of variance  
Calculated B1 statistic = 0.20

Table Chi-square value = 6.63 (alpha = 0.01, df = 1)  
Table Chi-square value = 3.84 (alpha = 0.05, df = 1)

Data PASS B1 homogeneity test at 0.01 level. Continue analysis.

mysid growth  
File: 98984.myg Transform: NO TRANSFORMATION

ANOVA TABLE

SOURCE	DF	SS	MS	F
Between	1	0.035	0.035	12.998
Within (Error)	8	0.022	0.003	
Total	9	0.057		

Critical F value = 5.32 (0.05,1,8)  
 Since F > Critical F REJECT Ho: All equal

mysid growth  
 File: 98984.myg Transform: NO TRANSFORMATION

EQUAL VARIANCE t-TEST		- TABLE 1 OF 2		Ho:Control<Treatment	
GROUP	IDENTIFICATION	TRANSFORMED MEAN	MEAN CALCULATED IN ORIGINAL UNITS	T STAT	SIG
1	con	0.278	0.278		
2	100	0.397	0.397	-3.605	
2 Sample t table value = 1.86 (1 Tailed Value, P=0.05, df=8,1)					

UNEQUAL VARIANCE t-TEST		Ho:Control<Treatment			
GROUP	IDENTIFICATION	TRANSFORMED MEAN	MEAN CALCULATED IN ORIGINAL UNITS	T STAT	SIG
1	con	0.278	0.278		
2	100	0.397	0.397	-3.605	
2 Sample t table value = 1.89 (1 Tailed Value, P=0.05, df=7,1)					

mysid growth  
 File: 98984.myg Transform: NO TRANSFORMATION

EQUAL VARIANCE t-TEST		- TABLE 2 OF 2		Ho:Control<Treatment	
GROUP	IDENTIFICATION	NUM OF REPS	Minimum Sig Diff (IN ORIG. UNITS)	% of CONTROL	DIFFERENCE FROM CONTROL
1	con	5			
2	100	5	0.061	22.0	-0.119

UNEQUAL VARIANCE t-TEST		Ho:Control<Treatment			
GROUP	IDENTIFICATION	NUM OF REPS	Minimum Sig Diff (IN ORIG. UNITS)	% of CONTROL	DIFFERENCE FROM CONTROL
1	con	5			
2	100	5	0.062	22.5	-0.119

menidia growth  
File: 98984.meg Transform: NO TRANSFORMATION

Shapiro - Wilk's test for normality

D = 0.007

W = 0.976

Critical W (P = 0.05) (n = 6) = 0.788

Critical W (P = 0.01) (n = 6) = 0.713

Data PASS normality test at P=0.01 level. Continue analysis.

menidia growth  
File: 98984.meg Transform: NO TRANSFORMATION

Bartlett's test for homogeneity of variance

Calculated B1 statistic = 0.57

Table Chi-square value = 6.63 (alpha = 0.01, df = 1)

Table Chi-square value = 3.84 (alpha = 0.05, df = 1)

Data PASS B1 homogeneity test at 0.01 level. Continue analysis.

menidia growth  
File: 98984.meg Transform: NO TRANSFORMATION

ANOVA TABLE

SOURCE	DF	SS	MS	F
Between	1	0.002	0.002	1.074
Within (Error)	4	0.007	0.002	
Total	5	0.009		

Critical F value = 7.71 (0.05,1,4)  
 Since F < Critical F FAIL TO REJECT Ho: All equal

menidia growth  
 File: 98984.meg Transform: NO TRANSFORMATION

EQUAL VARIANCE t-TEST		TABLE 1 OF 2		Ho:Control<Treatment	
GROUP	IDENTIFICATION	TRANSFORMED MEAN	MEAN CALCULATED IN ORIGINAL UNITS	T STAT	SIG
1	con	0.512	0.512		
2	100	0.546	0.546	-1.036	
2 Sample t table value = 2.13 (1 Tailed Value, P=0.05, df=4,1)					

UNEQUAL VARIANCE t-TEST		Ho:Control<Treatment			
GROUP	IDENTIFICATION	TRANSFORMED MEAN	MEAN CALCULATED IN ORIGINAL UNITS	T STAT	SIG
1	con	0.512	0.512		
2	100	0.546	0.546	-1.036	
2 Sample t table value = 2.35 (1 Tailed Value, P=0.05, df=3,1)					

menidia growth  
 File: 98984.meg Transform: NO TRANSFORMATION

EQUAL VARIANCE t-TEST		TABLE 2 OF 2		Ho:Control<Treatment	
GROUP	IDENTIFICATION	NUM OF REPS	Minimum Sig Diff (IN ORIG. UNITS)	% of CONTROL	DIFFERENCE FROM CONTROL
1	con	3			
2	100	3	0.071	13.9	-0.035

UNEQUAL VARIANCE t-TEST		Ho:Control<Treatment			
GROUP	IDENTIFICATION	NUM OF REPS	Minimum Sig Diff (IN ORIG. UNITS)	% of CONTROL	DIFFERENCE FROM CONTROL
1	con	3			
2	100	3	0.079	15.4	-0.035

# Eurofins Environment Testing Bio-Aquatics

## SALT WATER TEST SETUP FORM

Client: Natural Energy Laboratory of Hawaii Permit N/A  
 Facility: Hawaii Ocean Science and Lab Number 98984

Outfall Name: SSW-Midpoint Number of samples 1

Dilution Water: Synthetic Lab

Receiving Water: \_\_\_\_\_

Dechlorinate Sample: \_\_\_\_\_

Sx #	Rcvd Date	Rcvd Time	Sampling Dates		Sampling Times	
			Begin Date	End Date	Start	End
1	12/18/25	14:50	12/15/25	12/15/25	07:47	07:47

### Type of Test(s)

Americamysis bahia Chronic

Menidia beryllina Chronic

Start Sx # 1 Date: 12/18/2025

Renew Sx # 1 Date: 12/19/2025

Renew Sx # 1 Date: 12/20/2025

Renew Sx # 1 Date: 12/21/2025

Renew Sx # 1 Date: 12/22/2025

Renew Sx # 1 Date: 12/23/2025

Renew Sx # 1 Date: 12/24/2025

Test Start Date: \_\_\_\_\_ Test End Date: \_\_\_\_\_

12/18/2025 12/25/2025

Controls: Synthetic

pH Match: \_\_\_\_\_

Hardness Match: \_\_\_\_\_

Americamysis Test Set Up: 5 Reps & 5 Organisms per Rep

Menidia beryllina Test Set Up: 3 Reps & 8 Organism per Rep

Concentrations: 100 %

Test Chemistry on these dilutions: 100

Samples received by: ☐ Express Delivery ☐ UPS Next Day ☐ via Air Cargo ☐ DHL  
☒ Federal Express ☐ the Client ☐ Bio-Aquatic personnel

Other: \_\_\_\_\_  
 \_\_\_\_\_  
 \_\_\_\_\_  
 \_\_\_\_\_

# Eurofins Environment Testing Bio-Aquatics

Hardness, Alkalinity, Residual Chlorine, Specific Conductivity, and Salinity Analysis Data

**Client:** Natural Energy Laboratory of

**Lab ID:** 98984

**Facility:** Hawaii Ocean Science and

**Dilution Water(s):** Synthetic Lab

**Outfall:** SSW-Midpoint

**Test Date:** December 18, 2025

## EFFLUENT PARAMETERS

Effluent Sample #	Received		Residual Cl <sub>2</sub> (mg/L)	DeChlor (ml/L) <sup>1</sup>	Ammonia (mg/L)	Analyst Initials	Temp. Received
	Date	Time					
1	12/18/25	14:50	<0.10	N/A	<0.25	DT	2.9

**<sup>1</sup>Dechlorination Reagent:** 0.025 N Sodium Thiosulfate

Effluent Sample #	pH	DO (mg/L)	Init. Salinity (ppt)	Adjusted Salinity	Analyst Initials
1	8.1	6.5	45.4	N/A	DT

**Analysis Methods:** Chlorine: Hanna Colorimeter #HI711, Ammonia: Hanna Colorimeter #HI733, Hardness: Hanna Photometer #HI97735, Alkalinity: Hanna Colorimeter #HI775, pH, DO, Conductivity: Thermo Versa Star Benchtop Meter

# Eurofins Environment Testing Bio-Aquatics

pH, Dissolved Oxygen, Salinity

Chronic *Americamysis bahia*

Client: Natural Energy Laboratory of Hawaii      Lab Number: 98984

Facility: Hawaii Ocean Science and      Dilution Water(s): Synthetic Lab  
Outfall: SSW-Midpoint      Test Begin Date: December 18, 2025

NR indicates that the test was not renewed

Concentration

ANALYST	DATE	TIME	SX#	UNIT	%	Control	100						
JP	12/18	Start	1	pH		8.0	8.1						
				DO (mg/L)		7.8	8.6						
		25 ± 1		Salinity (ppt)		19.5	36.5						
CAP	12/19	24 Hr	1	pH		8.0	8.0						
				DO (mg/L)		7.6	6.7						
		25 ± 1		Salinity (ppt)		22.2	42.0						
		Renew	1	pH		8.2	8.2						
				DO (mg/L)		7.8	6.9						
				Salinity (ppt)		21.2	38.8						
GJ	12/20	48 Hr	1	pH		7.5	7.5						
				DO (mg/L)		7.0	6.2						
		25 ± 1		Salinity (ppt)		20.8	38.5						
		Renew	1	pH		7.8	7.9						
				DO (mg/L)		7.5	6.9						
				Salinity (ppt)		20.0	36.4						
SG	12/21	72 Hr	1	pH		8.0	7.9						
				DO (mg/L)		7.0	6.6						
		25 ± 1		Salinity (ppt)		22.1	33.8						
		Renew	1	pH		8.1	8.1						
				DO (mg/L)		7.2	7.2						
				Salinity (ppt)		20.2	35.6						
CCC	12/22	96 Hr	1	pH		7.8	7.7						
				DO (mg/L)		6.6	5.8						
		25 ± 1		Salinity (ppt)		21.0	38.9						
		Renew	1	pH		8.1	8.1						
				DO (mg/L)		7.1	6.7						
				Salinity (ppt)		18.9	35.9						
GJ	12/23	120 Hr	1	pH		7.8	7.7						
				DO (mg/L)		6.3	5.6						
		25 ± 1		Salinity (ppt)		22.3	40.6						
		Renew	1	pH		8.0	8.1						
				DO (mg/L)		7.0	6.7						
				Salinity (ppt)		19.5	36.3						
TM	12/24	144 Hr	1	pH		8.0	7.9						
				DO (mg/L)		6.9	6.0						
		25 ± 1		Salinity (ppt)		21.6	39.8						
		Renew	1	pH		8.1	8.1						
				DO (mg/L)		6.8	6.7						
				Salinity (ppt)		18.9	35.6						
MV	12/25	168 Hr	1	pH		8.0	7.9						
				DO (mg/L)		6.5	5.8						
		25 ± 1		Salinity (ppt)		21.4	40.9						

# Eurofins Environment Testing Bio-Aquatics

pH, Dissolved Oxygen, Salinity

Chronic

Menidia beryllina

Client: Natural Energy Laboratory of

Lab Number: 98984

Facility: Hawaii Ocean Science and

Dilution Water(s): Synthetic Lab

Outfall: SSW-Midpoint

Test Begin Date: December 18, 2025

NR indicates that the test was not renewed

ANALYST	DATE	TIME	SX#	UNIT	%	Concentration							
						Control	100						
JP	12/18	Start	1		pH	8.0	8.1						
					DO (mg/L)	7.8	8.6						
		25 ± 1			Salinity (ppt)	19.5	36.5						
CAP	12/19	24 Hr	1		pH	8.1	8.0						
					DO (mg/L)	7.4	6.6						
		25 ± 1			Salinity (ppt)	22.9	33.6						
		Renew	1		pH	8.2	8.2						
					DO (mg/L)	7.8	6.9						
					Salinity (ppt)	21.2	38.8						
GJ	12/20	48 Hr	1		pH	7.6	7.6						
					DO (mg/L)	7.0	6.4						
		25 ± 1			Salinity (ppt)	21.0	33.3						
		Renew	1		pH	7.8	7.9						
					DO (mg/L)	7.5	6.9						
					Salinity (ppt)	20.0	36.4						
SG	12/21	72 Hr	1		pH	8.0	7.9						
					DO (mg/L)	7.3	6.6						
		25 ± 1			Salinity (ppt)	21.3	37.0						
		Renew	1		pH	8.1	8.1						
					DO (mg/L)	7.2	7.2						
					Salinity (ppt)	20.2	35.6						
CCC	12/22	96 Hr	1		pH	7.8	7.8						
					DO (mg/L)	6.8	6.2						
		25 ± 1			Salinity (ppt)	20.2	35.3						
		Renew	1		pH	8.1	8.1						
					DO (mg/L)	7.1	6.7						
					Salinity (ppt)	18.9	35.9						
GJ	12/23	120 Hr	1		pH	7.9	7.7						
					DO (mg/L)	6.8	5.8						
		25 ± 1			Salinity (ppt)	20.5	36.5						
		Renew	1		pH	8.0	8.1						
					DO (mg/L)	7.0	6.7						
					Salinity (ppt)	19.5	36.3						
TM	12/24	144 Hr	1		pH	7.9	7.9						
					DO (mg/L)	6.5	5.7						
		25 ± 1			Salinity (ppt)	19.9	36.3						
		Renew	1		pH	8.1	8.1						
					DO (mg/L)	6.8	6.7						
					Salinity (ppt)	18.9	35.6						
MV	12/25	168 Hr	1		pH	8.0	7.9						
					DO (mg/L)	6.8	6.1						
		25 ± 1			Salinity (ppt)	19.7	36.3						

# Appendix B

*Americamysis bahia*

## EUROFINS ENVIRONMENT TESTING BIO-AQUATICS

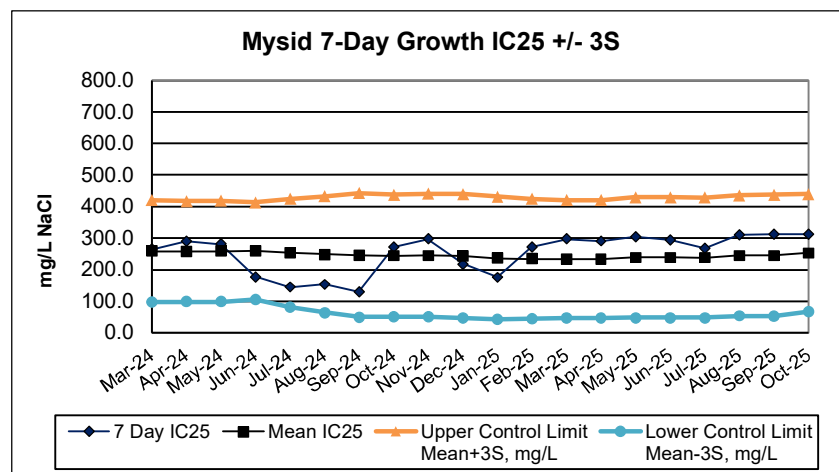
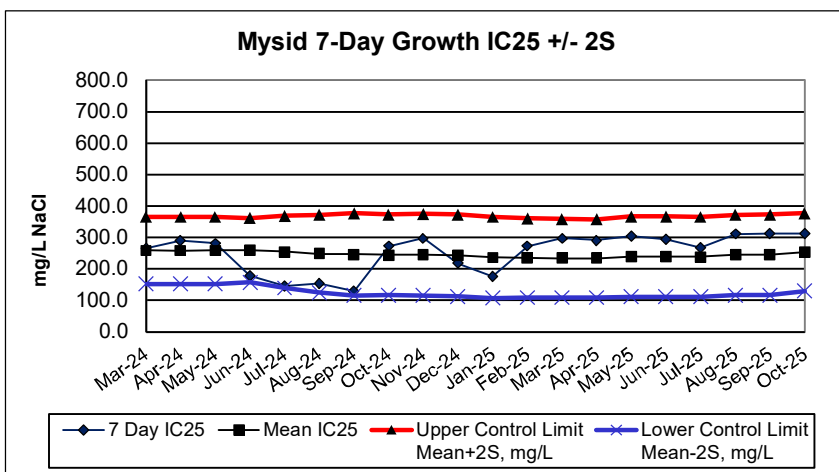
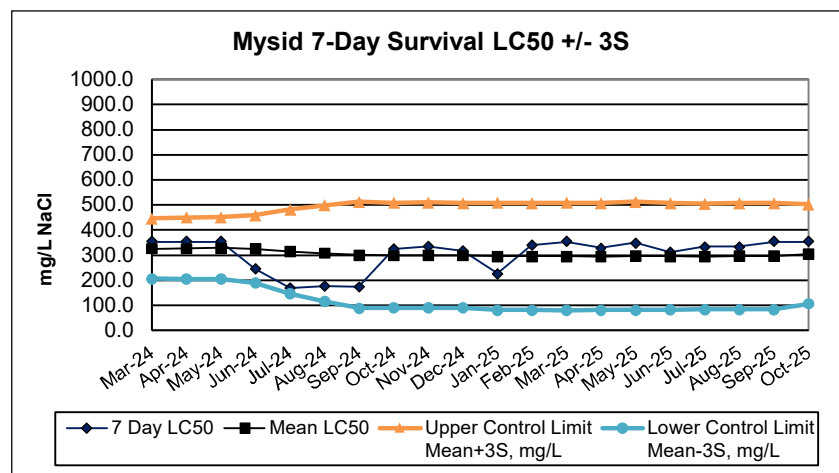
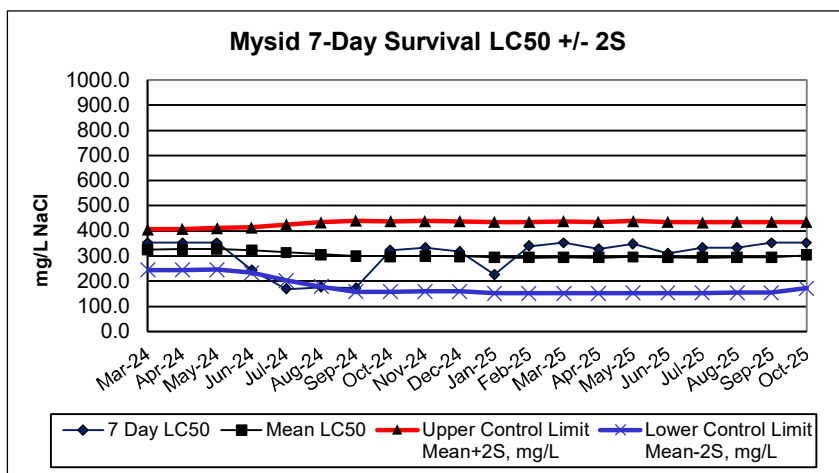
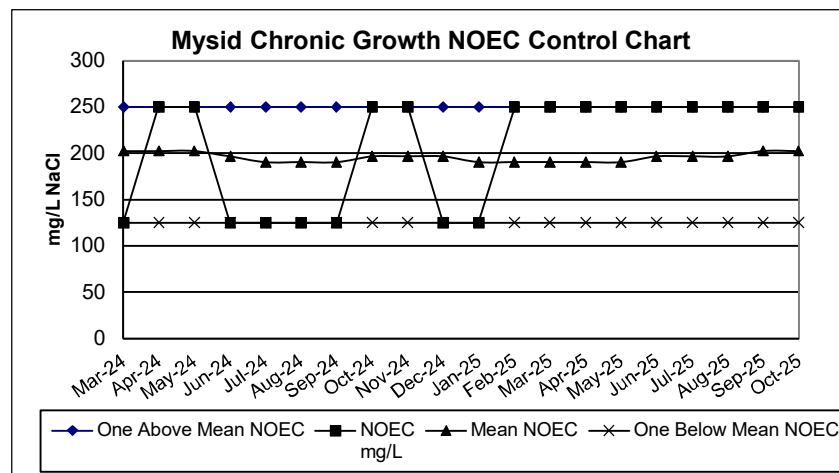
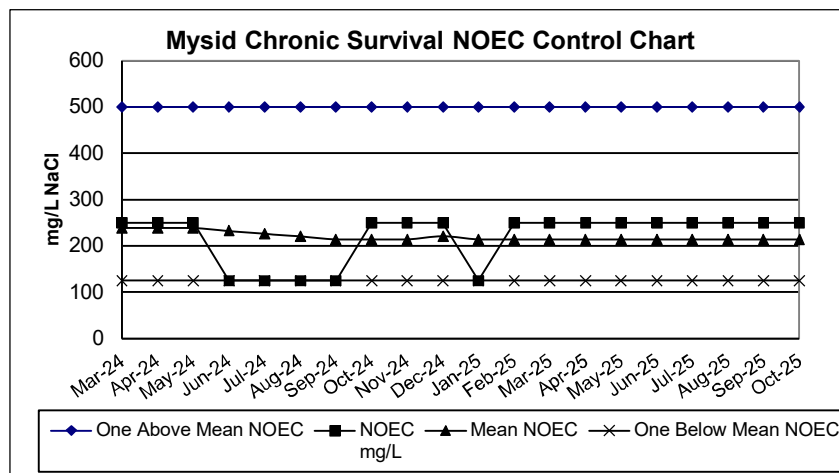
Carrollton, TX

### REFERENCE TOXICANTS

Eurofins Environment Testing Bio-Aquatics conducts reference toxicant testing monthly for organisms cultured in-house. For studies requiring purchased organisms, reference toxicant testing is performed simultaneously. Reference toxicant testing validates data and measures organism consistency. Only reagent grade chemicals are used of the following choices: sodium laurel sulfate (SLS), copper sulfate, copper chloride, potassium chloride, and sodium chloride. Organism responses are tracked with control charts for each reference toxicant/organism combination. The data are examined for sensitivity trends and to determine if results are within EPA described limits.

### CHRONIC REFERENCE TOXICANT TEST RESULTS

DILUTION WATER:	Standard Synthetic Saltwater						
CHEMICAL:	Potassium Chloride						
DURATION:	7 Days						
TEST NUMBER:	172						
PROJECT NUMBER:	98700						
START DATE:	10/29/2025						
START TIME:	11:27						
TOTAL NUMBER EXPOSED:	40 organisms per concentration						
CONCENTRATIONS (mg/L):	CON	25	50	125	250	500	1000
NUMBER DEAD PER CONCENTRATION:	2	2	0	2	0	40	40
TEST METHODS:	Method 1007.0 As listed in EPA-821-R-02-014						
STATISTICAL METHODS:	SURVIVAL: Steel's Many-One Rank Test GROWTH: ANOVA w/Dunnett's Test FECUNDITY: Not Applicable						
NOEC FOR SURVIVAL:	250	mg/L					
LOEC FOR SURVIVAL:	500	mg/L					
NOEC FOR GROWTH:	250	mg/L					
LOEC FOR GROWTH:	500	mg/L					
PMSD:	19.0						



# Appendix B

*Menidia beryllina*

## EUROFINS ENVIRONMENT TESTING BIO-AQUATICS

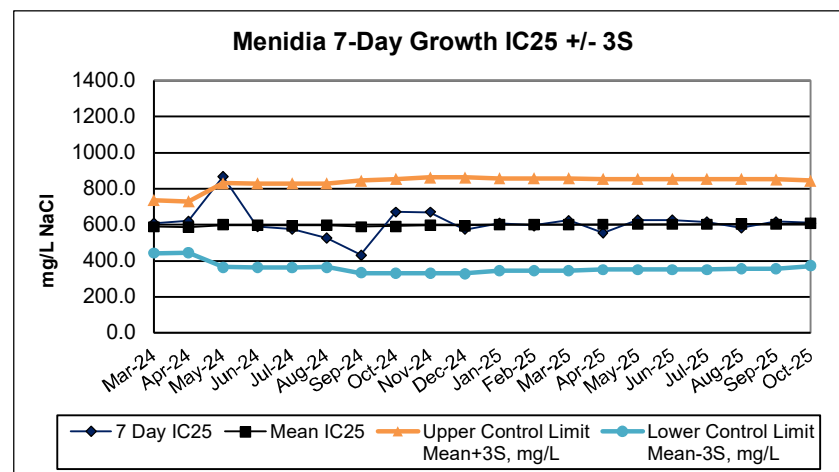
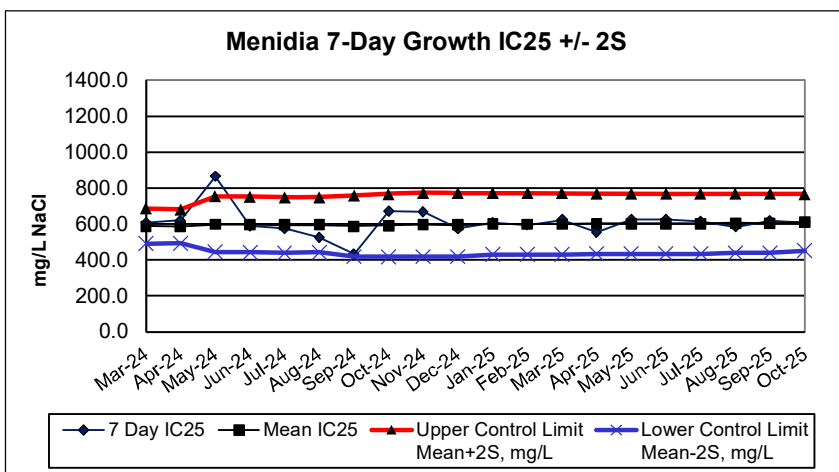
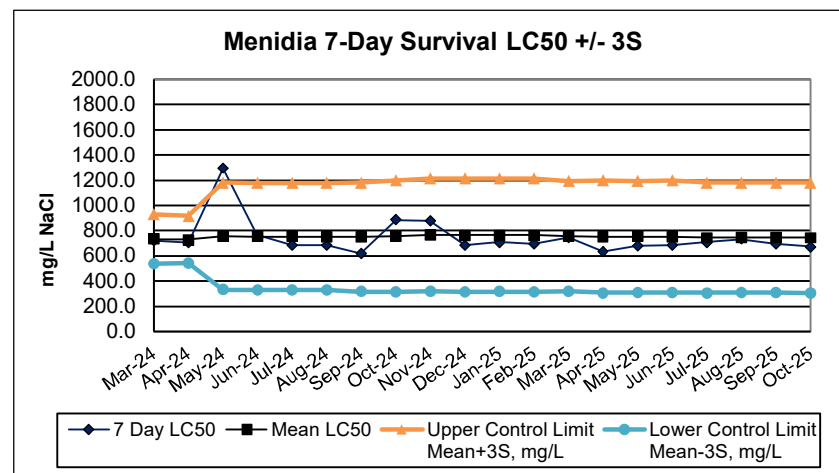
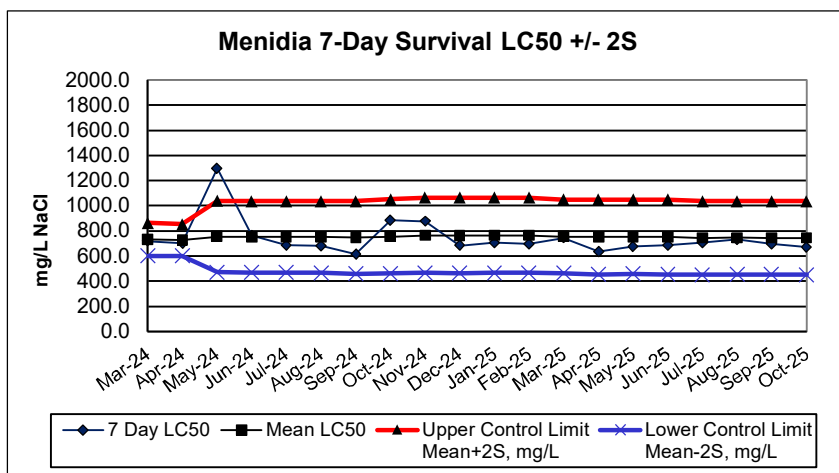
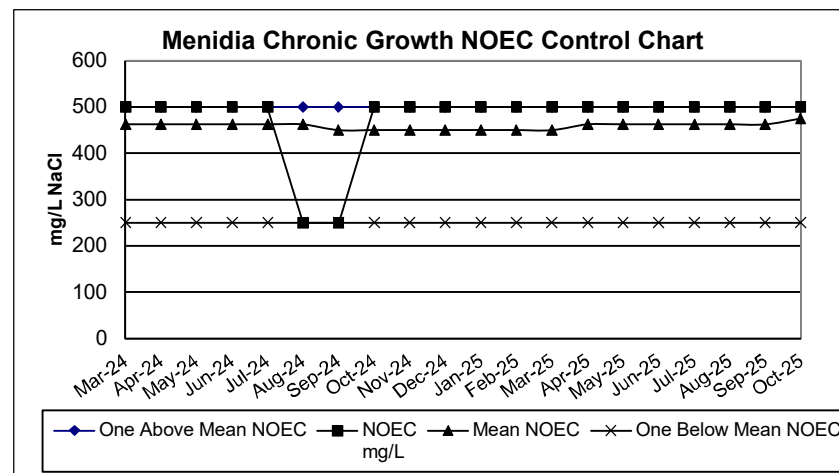
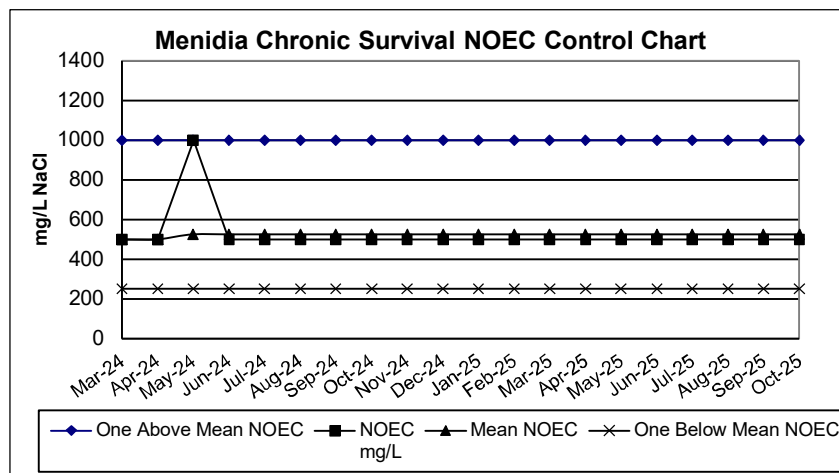
Carrollton, TX

### REFERENCE TOXICANTS

Eurofins Environment Testing Bio-Aquatics conducts reference toxicant testing monthly for organisms cultured in-house. For studies requiring purchased organisms, reference toxicant testing is performed simultaneously. Reference toxicant testing validates data and measures organism consistency. Only reagent grade chemicals are used of the following choices: sodium laurel sulfate (SLS), copper sulfate, copper chloride, potassium chloride, and sodium chloride. Organism responses are tracked with control charts for each reference toxicant/organism combination. The data are examined for sensitivity trends and to determine if results are within EPA described limits.

### CHRONIC REFERENCE TOXICANT TEST RESULTS

DILUTION WATER:	Standard Synthetic Saltwater
CHEMICAL:	Potassium Chloride
DURATION:	7 Days
TEST NUMBER:	172
PROJECT NUMBER:	98699
START DATE:	10/29/2025
START TIME:	11:10
TOTAL NUMBER EXPOSED:	40 organisms per concentration
CONCENTRATIONS (mg/L):	CON 125 250 500 1000 2000 4000
NUMBER DEAD PER CONCENTRATION:	0 0 2 1 40 40 40
TEST METHODS:	Method 1006.0 As listed in EPA-821-R-02-014
STATISTICAL METHODS:	SURVIVAL: Steel's Many-One Rank Test GROWTH: Dunnett's Test
NOEC FOR SURVIVAL:	500 mg/L
LOEC FOR SURVIVAL:	1000 mg/L
NOEC FOR GROWTH:	500 mg/L
LOEC FOR GROWTH:	1000 mg/L
PMSD:	16.1



## APPENDIX C

### LITERATURE REFERENCES

- U.S.E.P.A., 2002. Short-Term Methods For Estimating The Chronic Toxicity Of Effluents And Receiving Water To Freshwater Organisms (Fifth Edition) U.S. Environmental Protection Agency, Office of Water, Washington D.C., EPA-821-R-02-012.
- U.S.E.P.A., 2002. Short-Term Methods For Estimating The Chronic Toxicity Of Effluents and Receiving Water To Marine And Estuarine Organisms (Third Edition) U.S. Environmental Protection Agency, Office of Water, Washington D.C., EPA-821-R-02-014.
- U.S.E.P.A., 2002. Short-Term Methods For Estimating The Chronic Toxicity Of Effluents And Receiving Water To Freshwater Organisms (Fourth Edition) U.S. Environmental Protection Agency, Office of Water, Washington D.C., EPA-821-R-02-013.
- U.S.E.P.A., 2012. Tropical Collector Urchin, *Tripneustes gratilla* (First Edition) U.S. Environmental Protection Agency, Office of Research and Development and Region 9, EPA-600-R-12-022.
- U.S.E.P.A., 1995. Short-Term Methods For Estimating The Chronic Toxicity Of Effluents And Receiving Water To West Coast Marine and Estuarine Organisms (First Edition) U.S. Environmental Protection Agency, EPA-600-R-95-136.
- U.S.E.P.A., 2010. National Pollutant Discharge Elimination System Test of Significant Toxicity Technical Document, U.S. Environmental Protection Agency, Office of Wastewater, Washington D.C., EPA-833-R-10-004.
- U.S.E.P.A., 1991. Technical Support Document For Water Quality-Based Toxics Control, U.S. Environmental Protection Agency, EPA-505-2-90-001.
- Zarr, Jerrold, H., 1984. Biostatistical Analysis, (Second Edition). Prentice-Hall, Inc., Englewood Cliffs, N.J.

# **CHAIN-OF-CUSTODY SHEETS**

## *Appendix D*



Environment Testing  
Bio-Aquatics

2501 MAYES RD., STE. 100, CARROLLTON, TX 75006, PH: 972-242-7750

Client: Natural Energy Laboratory of Hawaii  
Facility: Hawaii Ocean Science and Technology Park  
Permit N/A  
Outfall SSW-Midpoint

Client Contact: *Ben Madden*  
Client Phone: *808.322.5524*

### A. REVIEW SCHEDULED TEST(S):

Chronic	Americamysis bahia
Chronic	Menidia beryllina

To Ship the  
1st Sample on:  
12/1/2025

Concentration: 100

(For TX ) Setup separate 24hr Acute Test?

No

### C.

Sample ID or Location:  
(Outfall No. or Name)

Sample Type:  
E = Effluent  
RS = Rec. Stream  
S = Sediment

Sample Date

From

To

Sample Time  
(military)

From

To

Grab  
or  
Composite

Sampled By:  
(Sign and Print Name)

Number Of  
Containers  
Shipped

1 SSW-midpt *Star* *12/15/25* *-* *0747* *-* *Ben Madden* *1*

2 *12/15/25* *-* *0747* *-* *Ben Madden* *1*

3 *12/15/25* *-* *0747* *-* *Ben Madden* *1*

### D.

Relinquished By:

Date

Time

Received By:

Date

Time

1 *Ben Madden* *12/15/25* *1230* *Fedex* *12-19-25* *1450*

2 *12/15/25* *1230* *Fedex* *12-19-25* *1450*

3 *12/15/25* *1230* *Fedex* *12-19-25* *1450*

### Bio-Aquatic Sample Login

BAT sample personnel:

Yes ☐ No ☒

Dechlorinate Sample:

Yes ☐ No ☒

Dilution Water:

Receiving Stream ☐ Synthetic Lab ☒

Date: *12-18-25*

Time: *1450*

By: *DT*

Temperature: *29* (C) IR#: *026*

Ammonia: *Low*

mg/l

Int. Salt Cond: *45.5* ppt/µS

Adj. Salinity

ppt

Hardness: *8.1* mg/l

Other

Chlorine: *6.1* mg/l

pH: *8.1*

Alkalinity: *6.5* mg/l

Condition: *good*

## CHAIN OF CUSTODY

Bio Only:  
No Sample Left

Lab Id :

98984

Please Review & Complete Sections A, B, C, & D.

Sample No: *98984* -

Revision 2  
Effective Date 9/26/2017

Check Sample No. : First, Second, or Third.

P.O. No:

B. Use area below to make changes, if the Scheduled Test(s) in "A" are incorrect:

Freshwater Species				Saltwater Species			
	<i>C. dubia</i> (water flea)	<i>D. pulex</i> (water flea)	<i>D. magna</i> (water flea)	<i>P. promelas</i> (minnow)	<i>Selenastrum</i> (green algae)	<i>M. beryllina</i> (minnow)	<i>Mysidopsis</i> (shrimp)
	<input type="checkbox"/> Chronic <input type="checkbox"/> 96 Hour <input type="checkbox"/> 48 Hour <input type="checkbox"/> 24 Hour	<input type="checkbox"/> Chronic <input type="checkbox"/> 96 Hour <input type="checkbox"/> 48 Hour <input type="checkbox"/> 24 Hour	<input type="checkbox"/> Chronic <input type="checkbox"/> 96 Hour <input type="checkbox"/> 48 Hour <input type="checkbox"/> 24 Hour	<input type="checkbox"/> Chronic <input type="checkbox"/> 96 Hour <input type="checkbox"/> 48 Hour <input type="checkbox"/> 24 Hour	<input type="checkbox"/> 96 Hour <input type="checkbox"/> 48 Hour <input type="checkbox"/> 24 Hour	<input type="checkbox"/> Chronic <input type="checkbox"/> 96 Hour <input type="checkbox"/> 48 Hour <input type="checkbox"/> 24 Hour	<input type="checkbox"/> Chronic <input type="checkbox"/> 96 Hour <input type="checkbox"/> 48 Hour <input type="checkbox"/> 24 Hour

Notes: Non-Routine/Specialty Testing for Information purpose